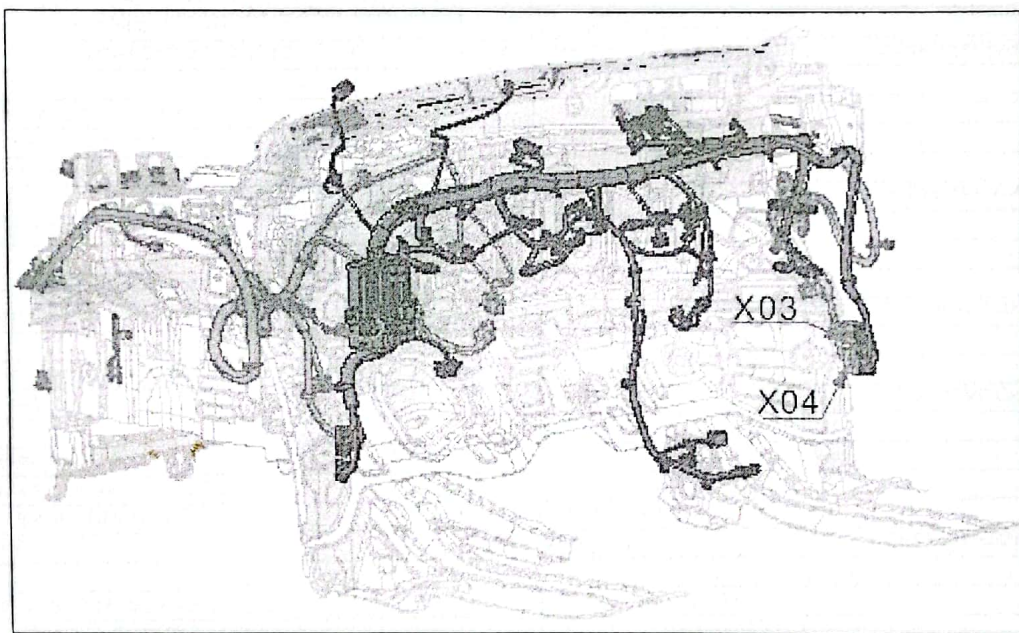
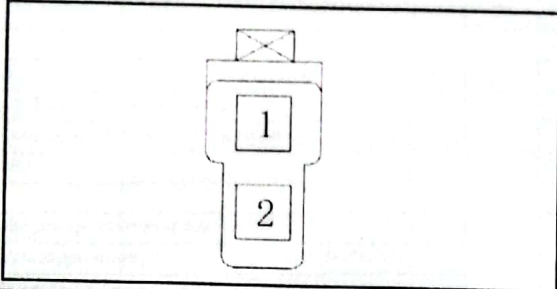


Connector Location View



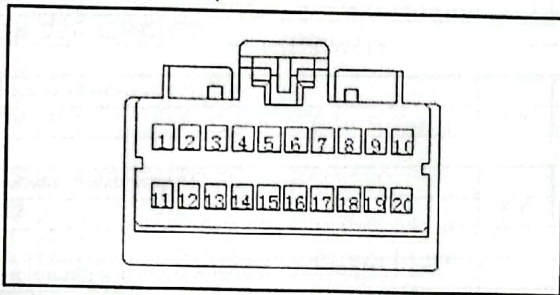
D26	Radio Frequency Module GND	
D27	Door Unlock Status(Left Front Door Lock Status)	
D29	Radio Frequency Module Enabled	
D30	LIN2	

P22: PSR-Power Outlet



Hole Position	Function Description	Note
1	Power Outlet Positive	
2	Grounding	

P28: GW-Gateway



Hole Position	Function Description	Note
5	BCAN_H	
6	Information CAN_H	
8	DiagCAN_H	
● 9	PCAN_H	
11	Grounding Wire	
12	Constant Power Supply	
13	Signal Power Supply	IG1
15	BCAN_L	
16	Information CAN_L	
18	DiagCAN_L	
● 19	PCAN_L	