


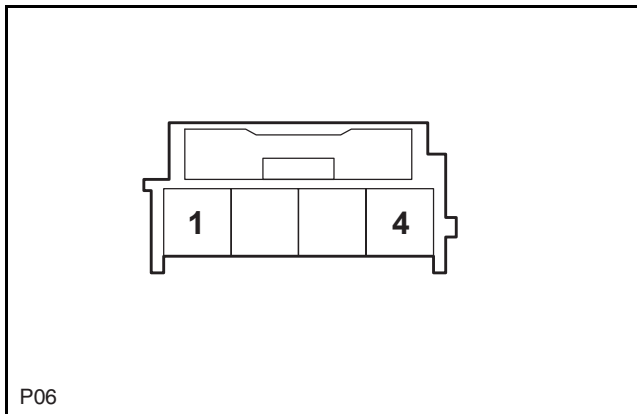
Rotary Connector (Control Button)



P05 Wiring Harness Connector Pin Definition

Pin No.	Wire Diameter/Color	Function
1	0.35 BK	Grounding
2	0.35 WH/YE	Background Lamp Power Supply
3	0.35 BK/YE	Horn Switch Signal
4	0.35 VT/WH	Drive By Wire Signal 2
5	0.35 GN/BK	Drive By Wire Signal Grounding
6	0.35 GN	Drive By Wire Signal 1
7	0.5 WH/RD	Cruise Signal +
8	0.5 WH/BK	Cruise Signal -

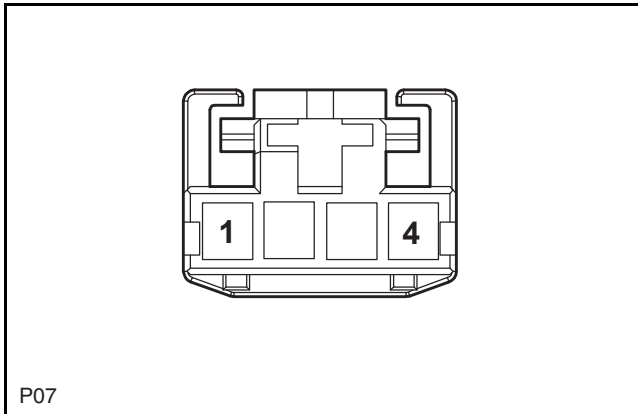
Rotary Connector - Driver Airbag



P06 Wiring Harness Connector Pin Definition

Pin No.	Wire Diameter/Color	Function
1	-	-
2	-	-
3	0.35 YE/RD	Driver Airbag -
4	0.35 RD/BU	Driver Airbag +

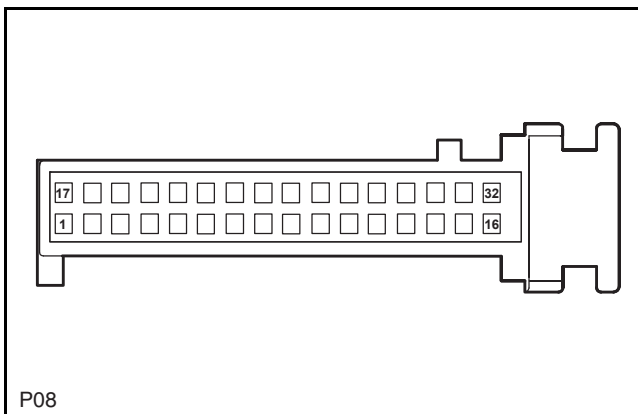
Rotation Angle Sensor



P07 Wiring Harness Connector Pin Definition

Pin No.	Wire Diameter/Color	Function
1	0.35 LG/BK	CAN-L
2	0.35 LG	CAN-H
3	0.5 OG	Rotation Angle Sensor IG1 Power Supply
4	0.5 BK	Rotation Angle Sensor Grounding

Instrument Cluster Display



P08 Wiring Harness Connector Pin Definition

Pin No.	Wire Diameter/Color	Function
1	0.5 RD	Main Display Constant Power Supply
2	0.5 GY/BK	Main Display IG1 Power Supply
3	-	-
4	0.5 BK	Instrument Cluster Grounding
5	0.35 YE/RD	Fuel Level Sensor Grounding
6	-	-
7	-	-
8	0.35 BN/WH	Fuel Level Sensor Signal
9	-	-